

51 71 071

Removing and installing/replacing upper bulkhead cover

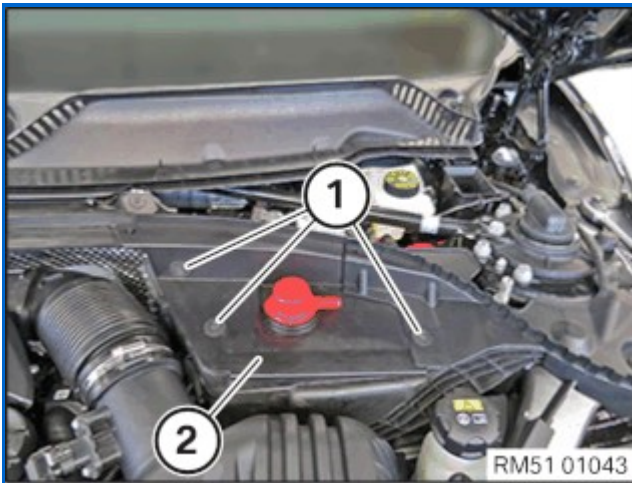


Necessary preliminary tasks:

- Remove [cowl panel cover](#) (front section)




Removal:



Release screws (1).

Feed out cover (2) towards top.




Release screws (1).

Feed out cover (2) and remove.



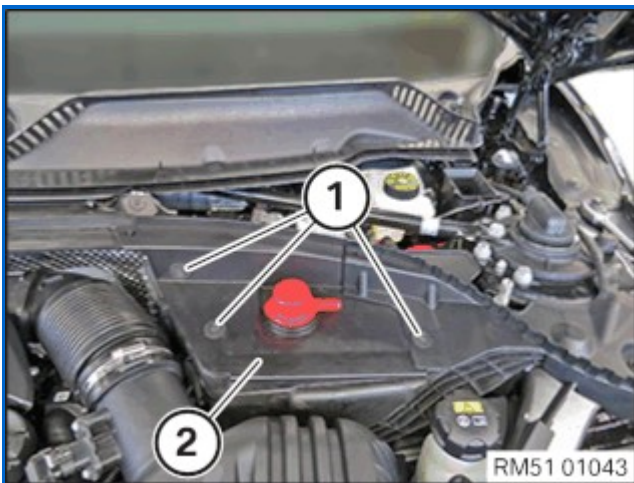
Installation:



Feed in cover (2).

Tighten down screws (1).

Tightening torque [51 71 9AZ](#).



Install cover (2).

Tighten down screws (1).

Tightening torque [51 71 9AZ](#).



Required follow-up work:

- Install [cowl panel cover](#) (front section)